

August 1, 2022

## GLOBAL MARKETS

Indices	Closing Level	Change		Performance	
		Value	(%)	MTD (%)	YTD (%)
<b>Global</b>					
S&P 500	4,130.3	57.9	1.4	8.0	(13.3)
Dow Jones Ind. Average	32,845.1	315.5	1.0	5.6	(9.6)
Nasdaq 100	12,948.0	230.1	1.8	11.8	(20.7)
FTSE 100	7,423.4	78.2	1.1	3.6	0.5
DAX 30	13,484.1	201.9	1.5	5.2	(15.1)
CAC 40	6,448.5	109.3	1.7	8.7	(9.8)
BIST 100	2,592.4	49.1	1.9	6.1	39.6
Nikkei	27,801.6	(13.8)	(0.5)	7.2	(3.4)
Hang Seng	20,156.5	(466.2)	(2.3)	(7.8)	(13.9)
Shanghai Composite	3,253.2	(29.3)	(0.9)	(4.0)	(10.6)
BSE Sensex	57,570.3	712.5	1.3	8.8	(1.2)
<b>GCC</b>					
QE Index	13,370.0	248.0	1.9	(1.9)	12.9
Saudi Arabia (TASI)	12,199.1	44.1	0.4	(0.4)	7.7
UAE (ADX)	9,663.5	NA	NA	3.4	13.8
UAE (DFM)	3,338.0	NA	NA	4.3	4.4
Kuwait (KSE)	7,716.9	(25.7)	(0.3)	4.2	9.6
Oman (MSM)	4,532.1	23.2	0.5	9.9	9.7
Bahrain (BAX)	1,905.5	1.0	0.1	3.6	6.0
MSCI GCC	789.3	2.0	0.3	5.4	6.7
Dow Jones Islamic	5,247.9	6.0	0.1	8.3	(18.7)
<b>Commodity</b>					
Brent (USD/bbl)	110.0	2.9	2.7	(4.2)	41.4
WTI (USD/bbl)	98.6	2.2	2.3	(6.8)	31.1
Natural Gas (USD/mmBTU)	8.2	0.1	1.2	51.7	120.6
Gold Spot (USD/t oz.)	1,762.9	12.6	0.7	(2.3)	(3.5)
Copper (USD/lb)	3.6	0.1	3.1	(3.5)	(19.6)

Source: Refinitiv Eikon

## QATAR MARKET OVERVIEW

GCC Fundamentals	P/E (x)	P/B (x)	Dividend Yield (%)	Value Traded (USD mn)
Qatar All Share	15.1	1.6	3.4	138.1
DSM 20	15.1	1.7	3.4	121.6
Saudi Arabia (TASI)	19.3	2.7	2.8	1,606.4
UAE (ADX)	20.2	2.7	2.0	359.4
UAE (DFM)	10.1	1.1	3.2	7.0
Kuwait (KSE)	12.8	1.7	2.7	265.4
Oman (MSM)	12.2	0.8	4.6	11.4
Bahrain (BAX)	7.1	1.0	0.0	1.8

Source: Refinitiv Eikon

Qatar Trading Activity	Close Price	1D Change Value	1D Change (%)	Performance YTD YoY (%)	Vol. ('000)	P/E TTM
<b>Top Gainers</b>						
MASRAF AL RAYA	4.6	0.2	3.9	(1.4)	4.6	11,625.4
ESTITHMAR HLD	2.0	0.1	3.8	63.3	90.6	35,871.6
QA ELEC & WATE	19.0	0.5	2.6	14.5	13.4	413.7
MESAIED PETRO	2.8	0.1	2.6	33.5	46.7	5,861.6
INDUSTRIES QAT	17.4	0.4	2.5	12.5	31.9	2,661.0
<b>Top Losers</b>						
QA GEN INS REI	1.9	(0.1)	(2.8)	(7.5)	(11.9)	43.0
MANNAI CORP	9.4	(0.2)	(2.0)	98.0	155.4	191.7
QATAR NAVIGATI	10.6	(0.1)	(0.8)	38.3	41.3	347.1
QLM LIFE	5.5	(0.0)	(0.8)	7.9	8.0	12.8
QA COMM BK	7.3	(0.0)	(0.4)	7.7	31.8	1,812.3

Source: Refinitiv Eikon; Note: Prices are in local currency.

## MARKET COMMENTARY

### Global

US stocks added to their recent rally on Friday after upbeat forecasts from Apple and Amazon.com, and the S&P 500. The DJIA rose 1%, the S&P 500 gained 1.4% and the Nasdaq 100 added 1.8%.

The pan-European STOXX 600 was up 1.3% to a near two-month high and logged its best monthly performance since November 2020.

In Asia, Japan's Nikkei reversed its course to close slightly lower on Friday, as concerns about corporate earnings grew after Toyota supplier Denso cut its outlook, while a firmer JPY also weighed on exporters. Mainland China stocks fell on Friday, as the government appeared less insistent on hitting its economic growth target at its recent policy meeting.

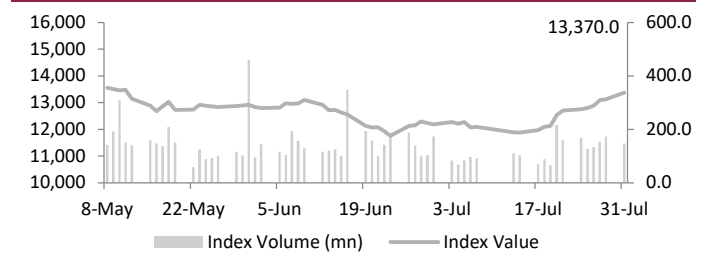
### GCC

Most stock markets in the Gulf ended higher on Sunday. Saudi Arabia's benchmark index added 0.4%, led by a 3.6% gain in petrochemical firm Yansab, the kingdom's GDP rose by 11.8% in the Q2-22 compared with the same period in 2021. No trading happened in Dubai and Abu Dhabi stock markets as the exchange remained closed.

### Qatar

Qatari index outperforming the region as it drew support from rising oil prices and strong corporate earnings. Qatar benchmark index edged up 1.9%, with the help by Masraf Al Rayan (3.9%) Estithmar Holding (3.8%) were the top gainers of the day. Out of the 45 traded stocks, 37 advanced, 6 declined and 2 remained unchanged. Total traded volume in the market was lowered than the previous trading session. The Industrials index advanced 2.4% and the Banks and Financial Services index increased 2%, while the Insurance index lower by 0.3%.

### Qatar DSM Index



Source: Refinitiv Eikon

QE Sector Indices	Closing Level	1D Change (%)
Banks & Financial Services	5,604.8	2.0
Consumer Goods & Services	8,612.7	0.8
Industrials	4,801.5	2.4
Insurance	2,586.3	(0.3)
Real Estate	1,886.9	1.1
Telecoms	1,349.7	0.3
Transportation	4,746.4	0.8

Source: Refinitiv Eikon

Qatar Trading Summary	Buy (%)	Sell (%)
Qatari Individuals	43.0	59.1
Qatari Institutions	26.2	16.2
<b>Qatari - Total</b>	<b>69.2</b>	<b>75.3</b>
Foreign Individuals	16.7	17.7
Foreign Institutions	14.2	6.9
<b>Foreign - Total</b>	<b>30.8</b>	<b>24.7</b>

Source: Qatar Exchange

August 1, 2022

## GLOBAL NEWS

- ▶ The US Federal Aviation Administration approved Boeing's proposal, requiring specific inspections to ensure that the airplane's condition meets requirements and that all work has been completed modification plan to resume deliveries of 787 Dreamliner's. (Source: Reuters)
- ▶ Bank of America stated that it is in settlement talks with the US Securities and Exchange Commission and the Commodity Futures Trading Commission regarding unapproved device staff communications. (Source: Reuters)
- ▶ The delivery of a Nord Stream 1 gas turbine from Canada to Germany was not in accordance with the contract. This content was created in Russia, where the law limits coverage of Russian military operations in Ukraine. (Source: Reuters)
- ▶ The UK's Department for Environment, Food and Rural Affairs announced that the government has directed it to temporarily relax permitting conditions for coal-fired power plants in England during the winter. (Source: Reuters)
- ▶ Japan has urged businesses to raise wages in line with price increases of around 2%, the level set by the central bank as its inflation target, so that the world's third-largest economy can complete its exit from deflation. (Source: Mainichi)
- ▶ Japan's job availability ratio improved for the sixth consecutive month in Q2-22, reflecting the waning impact of the COVID-19 pandemic on social and economic activities. The job-to-applicant ratio rose 0.03 point from the previous month to 1.27. (Source: Mainichi)
- ▶ China has stated that a major new chip act passed by the US Congress will disrupt the global semiconductor supply chain and international trade. We will continue to monitor the progress and implementation of the US act and, if necessary, take measures to protect its legitimate rights. (Source: Reuters)
- ▶ Tourism revenues in Turkey nearly tripled in the Q2-22, with H1-22 foreign visitor numbers approaching 2019 levels, but many Turks remain at home. Domestic tourism has lagged because of the economic woes that have fueled the lira's decline. (Source: Reuters)

## GCC NEWS

- ▶ The MENA Attractions and Destinations Forum 2022 will highlight the region's major attractions. The interactive forum will bring together over 300 international and regional stakeholders from key sectors in the UAE to discuss upcoming cultural and leisure projects as well as ways to drive tourism growth. (Source: Zawya)
- ▶ In the first four months of 2022, UAE national banks provided AED 696.7bn (USD 190bn) in credit facilities to the business and industrial sectors, representing 1.92% increase over the AED 683.6bn allocated in the same period last year. (Source: Arab News)
- ▶ The real estate market in Dubai recorded a total of 8,897 sales transactions worth AED 22.75bn in Q2-22, the highest volume of sales transactions in the previous 9 years. Q2-22 saw a 34% increase in volume and a 24.8% increase in value. (Source: Trade Arabia)
- ▶ The Dubai Municipality has been restructured, with four new institutions established. The civic body now includes institutions for environmental management, facility management, building licensing, and waste management. (Source: Khaleej Times)
- ▶ According to Total Energies Marketing Afrique SAS, ADNOC Distribution, the UAE's largest fuel distributor, has acquired a 50% stake in Total Energies Marketing Egypt for USD 186mn. (Source: Arab news)

- ▶ Saudi Arabia's GDP increased by 11.8% in the Q2 compared to the same period in Q2-21. Growth was primarily driven by a 23.1% increase in oil activities, while non-oil activities increased by 5.4%. (Source: Reuters)
- ▶ Saudi Ceramic Company, Saudi Arabia's largest manufacturer and seller of ceramic tiles, saw its Q2 net income drop by 40% YoY, owing to lower revenue and, as a result, lower gross margins. The net income too was lower than Al Rajhi's estimate of SAR 40mn (USD10.65mn). (Source: Trade Arabia)
- ▶ The Saudi Steel Pipe Co. has agreed to supply oil and gas steel pipes to Tenaris Global Services in Uruguay. The SAR 94.7mn (USD 25mn) transaction is expected to have a financial impact in the H2-22. (Source: Arab News)
- ▶ Saudi Arabia's Minister of Environment, Water, and Agriculture announced the allocation of SAR 105bn (USD 40bn) for water projects within the environment, water, and agriculture system's five-year capital portfolio. (Source: Arab News)
- ▶ Oman's tourism sector GDP share will reach 5% by 2030, according to the Ministry of Heritage and Tourism, as one of the targets of economic diversification and one of the priorities of Oman Vision 2040. Currently, efforts are being made to encourage tourism investment and improve promotion plans. (Source: Oman Observer)
- ▶ STC Bahrain has announced plans to build the foundation for a 5.5G network in collaboration with Huawei, making it the first company to adapt this network not only in Bahrain, but throughout the Middle East region. (Source: Trade Arabia)
- ▶ The National Bank of Bahrain has collaborated with Cork Information Technology to launch a supply chain finance solution for its corporate and SME clients, as well as their suppliers. NBB has launched its newest digital product offering, which aims to bridge the gap between buyers and suppliers. (Source: Trade Arabia)
- ▶ Standard and Poor expects Kuwaiti banks' profitability to rise over the next year in anticipation of their full recovery in 2022, supported by high profit margins, noting that the banks' balance sheets are pointing to higher interest rates and lower credit fees. (Source: Arab Times)
- ▶ The non oil revenues increased during the last fiscal year by 41% to reach about KWD 2.4bn, compared to revenues of KWD 1.7bn in the fiscal 2020-2021, which is the highest level in 7 years, reports Al-Qabas daily quoting reliable sources. (Source: Arab Times)
- ▶ Al Ahli Bank of Kuwait reported a Net Profit of KWD 18.4mn for the H1-22, compared to KWD 15.1mn in the same period of 2021. Operating Profits grew by 13% to KWD 45.3mn, from KWD 40.3mn compared to the same period last year and EPS grew by 29% to 9 fils over the same period. (Source: Arab Times)

## QATAR NEWS

- ▶ QIB-UK, based in the heart of London's Mayfair district, gives an expert view of the real estate market in the UK and London in particular, which remains one of the top international destinations for Qatari nationals. (Source: The Peninsula)
- ▶ Mekdam Holding Group's revenue reached QAR 226.3mn for the fiscal year ended Q2-22, up from QAR 99.2mn in the same period the previous year, representing a 128.2% increase. Offering new services in the distance education system and comprehensive maintenance services for gas recycling plants increased earnings. (Source: The Peninsula)
- ▶ Qatari-listed companies have been named among the top companies in the region. QNB is ranked third among the 16 Qatari companies in the 'Top 100 listed companies 2022'. QNB is the Middle East and Africa's largest bank and the region's second-largest entity. (Source: The Peninsula)

August 1, 2022

## FX RATES

Currencies	Value	Currencies	Value
EUR/USD	1.0248	USD/QAR	3.6762
USD/JPY	133.1900	EUR/QAR	3.7674
GBP/USD	1.2196	JPY/QAR	0.0276
USD/CHF	0.9514	GBP/QAR	4.4835
USD/CAD	1.2793	CHF/QAR	3.8640
AUD/USD	0.6985	CAD/QAR	2.8736
NZD/USD	0.6288	AUD/QAR	2.5678
USD/INR	78.8360	INR/QAR	0.0466
USD/TRY	17.9114	TRY/QAR	0.2052
USD/ZAR	16.6389	ZAR/QAR	0.2209
USD/BRL	5.1734	BRL/QAR	0.7106

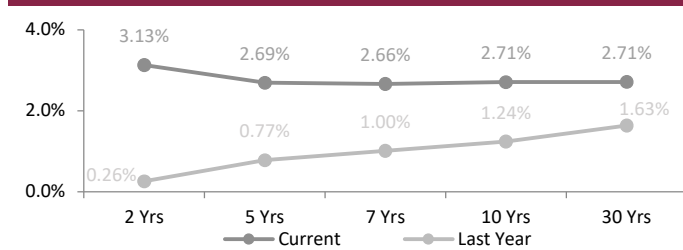
Source: Refinitiv Eikon

## INTERBANK OFFERING & US SWAP RATES

Duration	Overnight	1 Week	1 Month	3 Month	1 Year
LIBOR	2.32	0.08	2.36	2.79	3.71
EURIBOR	(0.65)	(0.07)	(0.07)	0.23	0.92
QAIBOR	2.25	2.25	2.35	2.45	2.75
SAIBOR	2.53	2.60	2.70	3.09	3.87
EIBOR	2.10	2.18	2.40	2.71	3.31
BMIBOR	3.07	3.32	4.04	4.09	5.08
KIBOR	1.19	1.69	2.00	2.31	2.88

Source: Refinitiv Eikon

## US Swap Rates



Source: Refinitiv Eikon

## ECONOMIC CALENDAR

Time	Country	Event	Period	Survey	Prior
11:30	Russia	S&P Global Mfg PMI	Jul	NA	50.9
13:15	Italy	S&P Global Mfg PMI	Jul	49.1	50.9
13:20	France	S&P Global Mfg PMI	Jul	49.6	49.6
13:25	Germany	S&P Global/BME Mfg PMI	Jul	49.2	49.2
13:30	Euro Zone	S&P Global Mfg Final PMI	Jul	49.6	49.6
14:00	UK	S&P GBL/CIPS Mfg PMI FNL	Jul	52.2	52.2
14:30	Euro Zone	Unemployment Rate	Jun	6.6%	6.6%
19:15	US	S&P Global Mfg PMI Final	Jul	NA	52.3
19:30	US	ISM Manufacturing PMI	Jul	52.0	53.0
11:30	Germany	Retail Sales MoM Real	Jun	0.2%	0.6%
11:30	Germany	Retail Sales YoY Real	Jun	-8.0%	-3.6%
13:30	Italy	Unemployment Rate	Jun	8.1%	8.1%
19:30	US	Construction Spending MoM	Jun	0.2%	-0.1%
19:30	US	ISM Mfg Prices Paid	Jul	74.3	78.5

Source: Refinitiv Eikon

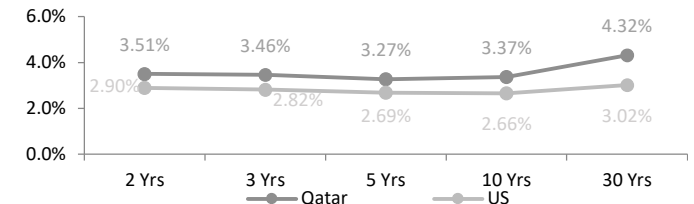
## FX Commentary

The USD edged down on Friday, as investor concerns about recession outweighed inflation worries, for now, amid a mixed batch of economic data. The US Dollar fell 0.4% at 105.83.

Eurozone Q2-22 Growth Increases by more than expected as Inflation hits new record as the EUR/USD went up 0.2% at 1.0218. The GBP/USD went down 0.02% at 1.2166. The USD/JPY traded down 0.8% at 133.19. The JPY was the primary short bet of the widening interest rate differential trade between the US and its global peers, with net shorts on the currency, despite a recent pullback, above historical averages at USD 5.4bn. The USD/CNY edged down 0.1% at 6.7433. The USD/CAD traded down 0.1% at 1.2793. The risk sensitive AUD/USD closed flat at 0.6985. The NZD/USD went down 0.02% at 0.6288.

## SOVEREIGN YIELD CURVES & CDS SPREAD

### Qatar vs US Treasuries Yields



Source: Refinitiv Eikon, Investing.com

5 Years CDS	Spread	6M Change	5 Years CDS	Spread	6M Change
US	20.2	2.3	Turkey	858.9	329.7
UK	16.4	5.8	Brazil	277.1	60.7
Germany	16.0	5.9	Egypt	1,458.5	870.2
France	27.5	8.4	Abu Dhabi	66.2	14.7
Italy	173.7	88.5	Bahrain	334.5	38.4
Greece	172.1	61.7	Dubai	136.6	44.5
Russia	12,840.2	12,621.8	Qatar	67.2	17.7
Japan	26.4	8.7	Saudi Arabia	70.7	17.2

Source: Refinitiv Eikon, worldgovernmentbonds.com

August 1, 2022

**QSE MAIN FINANCIAL INDICATORS (as on 31<sup>st</sup> July 2022)**

Company	Dividend Yield (%)	P/B Ratio (x)	P/E Ratio (x)	EPS (QR)	BV/Share (QR)	Stock Price (QR)	Company
QNB	2.73	1.87	15.21	1.32	10.71	20.51	QNB
Qatar Islamic Bank	2.24	2.46	17.38	1.42	10.47	26.32	المصرف التجاري
Comm. Bank of Qatar	2.19	1.21	13.71	0.50	5.95	7.27	بنك الدوحة
Doha Bank	2.99	0.57	10.43	0.23	4.60	2.54	الاهلي
Ahli Bank	3.57	1.35	14.39	0.27	2.89	4.00	الدولي
Intl. Islamic Bank	3.18	2.11	19.66	0.59	5.75	11.98	الريان
Rayan	3.86	1.78	22.88	0.22	3.20	4.57	الأول QFC
Qatar First Bank (QFC)	0.00	1.39	6.33	0.20	0.72	1.18	QFC
National Leasing	0.00	0.68	1125.00	-0.04	1.35	0.90	الاجارة
Dlala	0.00	1.23	11.74	0.07	1.74	1.55	دلالة
Qatar Oman	1.36	0.85	141.63	0.02	0.93	0.75	قطروعمان
Inma	0.82	2.33	30.93	0.11	2.57	6.13	إنماء
<b>Banks &amp; Financial Services</b>	<b>2.73</b>	<b>1.72</b>	<b>15.95</b>	<b>0.72</b>	<b>4.93</b>		<b>البنوك والخدمات المالية</b>
Zad Holding Company	3.44	3.13	26.46	0.69	5.56	18.40	زاد
Qatar German Co. Med	0.00	5.26	141.52	0.01	0.28	1.51	الطبية
Salam International	0.00	0.64	18.79	0.05	1.36	0.87	السلام
Medicare	3.64	1.92	23.31	0.28	3.66	6.87	بلدنا
Cinema	1.64	1.62	86.55	0.03	2.24	3.65	الرعاية
Qatar Fuel	4.27	2.01	17.50	0.98	9.09	17.85	السينما
Widam	0.00	1.95	0.00	-0.37	1.54	2.82	قطر للوقود
Mannai Corp.	3.13	1.97	16.72	0.61	4.81	9.40	ودام
Al Meera	5.03	2.53	19.22	0.98	7.75	18.29	مجمع المناعي
Baladna	3.05	1.46	28.91	0.07	1.19	1.76	الميرة
<b>Consumer Goods &amp; Services</b>	<b>3.92</b>	<b>1.90</b>	<b>19.72</b>	<b>0.34</b>	<b>3.50</b>		<b>الخدمات والسلع الاستهلاكية</b>
Ind. Manf. Co.	3.26	1.01	10.51	0.29	3.57	3.68	قامكو
National Cement Co.	6.16	1.09	13.83	0.34	4.67	4.90	التحويلية
Industries Qatar	5.88	2.92	11.30	1.34	6.53	17.43	الاسمنت
The Investors	0.00	1.92	62.17	0.03	1.03	2.01	صناعات قطر
Electricity & Water	4.32	1.57	15.28	1.33	10.74	19.00	المستهتمرين
Aamal	4.30	0.95	22.11	0.05	1.25	1.17	كهرباء وماء
Gulf International	0.00	1.12	25.99	0.03	1.75	2.00	أعمال
Mesaieed	4.04	2.17	18.20	0.15	1.36	2.79	الخليج الدولية
Investment Holding	0.00	1.92	62.17	0.03	1.03	2.01	مسيعيد
QAMCO	4.73	1.57	10.18	0.15	1.14	1.73	استثمار القابضة
<b>Industrials</b>	<b>4.97</b>	<b>1.97</b>	<b>12.68</b>	<b>0.36</b>	<b>2.58</b>		<b>الصناعات</b>
Qatar Insurance	4.26	0.73	13.67	0.16	3.40	2.35	قطر
Doha Insurance	5.54	0.91	13.10	0.15	2.38	2.17	الدوحة
General Insurance	0.00	0.32	22.82	0.11	5.86	1.85	كيو إل إم
Alkhaleej Takaful	2.30	1.58	21.72	0.16	2.07	3.30	العامة
Islamic Insurance	4.76	2.83	14.44	0.57	2.83	8.50	الخليج التكافلي
QLM	4.00	3.52	17.65	0.30	1.77	5.45	الاسلامية
<b>Insurance</b>	<b>3.79</b>	<b>0.74</b>	<b>14.48</b>	<b>0.20</b>	<b>3.02</b>		<b>التأمين</b>
United Dev. Company	3.62	0.49	15.06	0.09	3.11	1.52	المتحدة للتنمية
Barwa	4.86	0.70	12.39	0.29	5.36	3.67	بروة
Ezdan Holding	0.00	0.85	420.47	0.00	1.22	1.07	إزدان القابضة
Mazaya	0.00	0.98	0.00	-0.21	0.85	0.84	مزايا
<b>Real Estate</b>	<b>3.65</b>	<b>0.62</b>	<b>14.86</b>	<b>0.04</b>	<b>1.86</b>		<b>العقارات</b>
Ooredoo	3.23	1.25	12.06	0.01	6.63	9.33	Ooredoo
Vodafone Qatar	3.60	1.59	19.13	0.08	1.09	1.67	فودافون قطر
<b>Telecoms</b>	<b>3.32</b>	<b>1.43</b>	<b>13.26</b>	<b>0.19</b>	<b>3.47</b>		<b>الاتصالات</b>
Qatar Navigation	2.82	0.78	15.24	0.64	12.96	10.56	الملاحة
Gulf warehousing Co	2.28	1.22	11.13	0.38	3.53	4.39	مخازن
Nakilat	2.94	2.47	16.33	0.24	1.58	4.17	ناقلات
<b>Transportation</b>	<b>2.86</b>	<b>1.33</b>	<b>15.40</b>	<b>0.32</b>	<b>3.52</b>		<b>النقل</b>
<b>Market</b>	<b>2.73</b>	<b>2.17</b>	<b>18.77</b>	<b>0.31</b>	<b>2.71</b>		

Source: Refinitiv Eikon; Note: The above-mentioned indicators were calculated according to the latest reliable financial data.

**DISCLAIMER**

It is understood that any opinions expressed by Commercial Bank Financial Services or its affiliates as to the commentary, market information, and future direction of prices of specific securities reflects the views of the individual analyst who issued them, and not necessarily represent the views of Commercial Bank Financial Services or its affiliates in any way. In no event shall CBFS or its affiliates have any liability for any direct or indirect losses incurred in connection with any decision made, action or inaction taken by any party in reliance upon the information provided in this materials or for any delays, inaccuracies, errors in, or omissions of the said information.